

Hazelwick School

Transition Workbook

Name:.....



Moving from Primary to Secondary School is an exciting time, but it's sometimes scary too! New buildings, new teachers, new routines and new friends are just some of the changes you will experience. This booklet will help you get used to some of the routines and features of your new school.

All About Me

Draw a self-portrait here or
stick a photo here.

Name:.....

Birthday:.....

My Primary School:.....

Eye Colour:.....

Hair Colour:.....

Favourite Colour	
Favourite Animal	
If I could have a superpower, I'd....	
Favourite school subject	
Best place I've ever been to...	
Dream country to visit...	
If I could travel back in time, I'd go to...	
My dream job is...	

My Journey So Far

Life is a journey! Think back through primary school and write down your favourite memories or events that have made you the amazing person you are!



My New Secondary School

Look at the school website and find out this information.

Full Name of our School	
School Address	
School Telephone Number	
Name of the Headteacher	
School starts at:	
School finishes:	
I will get to school by...	
How long will it take you to get to school?	
What time will you have to leave home?	



Head of Year 7 team
Mrs Fleming, Mr Glyne-Thomas and Ms Richardson

Moving to your new school

List 3 things you are most excited about when moving to Hazelwick

1.

2.

3.

List 3 things you are a little worried/nervous about

1.

2.

3.

List 3 things you would like to know about Hazelwick

1.

2.

3.

List 3 differences between your primary school and Hazelwick

1.

2.

3.

Subjects on your timetable at Hazelwick

Look for the subjects from your timetable in the wordsearch below.

O G H K G J N R O I B T Z F E
D I E I B N E A S N E W S A M
V S F R S A I F M C W E H U I
B R T E D T H T H R U J T J T
M U S I C S O N U L E U A X R
H P N X I F O R O P G G M R O
Q G C L B L Q Z Y V M V M H T
P Q G G O Y H P A R G O E G U
R N O G S C I E N C E A C S T
E U Y H C N E R F V M D U P G
C Q Z A Z R S N X A W Q Q A B
B J S H H F V C R O K M Y N E
K G R C O C I D T C N F U I C
F B O B W R H K G N B L N S Y
M L V F D D E I V G J L N H K

English

Maths

Science

History

Art

Geography

Drama

French

German

Spanish

PE

Computing

Technology

Reading

Music

Tutor time

Subjects in your timetable at Hazelwick

Match up the subject to the correct icon



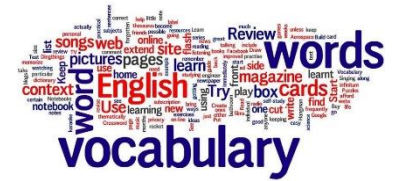
English



Maths

Science

History



Geography



Art

Music

PE



Reading

French



Spanish

German


Computer Science

PSHE



Design Technology

Food and Nutrition



Student Timetables

Have a look at this example timetable and have a go at answering the questions.

	Monday	Tuesday	Wednesday	Thursday	Friday
Form Time 8.25-8.50					
Period 1 8.55 – 9.55	History T08	PE North Gym	Combined Science 25	English 10	French 90
Period 2 10.00 – 11.00	French 91	PHSE 18	English 15	Reading Library	Combined Science 30
BREAK 11.00 – 11.20					
Period 3 11.20 – 12.20	Geography 39	Maths 45	German 87	Citizenship/ VBE 18	Drama 79
Period 4 12.25 – 1.25	English 15	Combined Science 30	Maths 60	Art & Design 42	History T08
LUNCH 1.25 – 2.00					
Period 5 2.00 – 3.00	Maths 45	Computer Science 105	Music 6	Maths 63	PE South Field

What lesson do you have at 2.00pm on Thursday?

Which room do you have your Geography lessons in?

How many minutes does each lesson last?

How long is form time?

How long is lunch and break combined?

Where are your PE lessons?

How many times this week do you have the following?

Maths:

English:

History:

Which days will you need your PE kit?

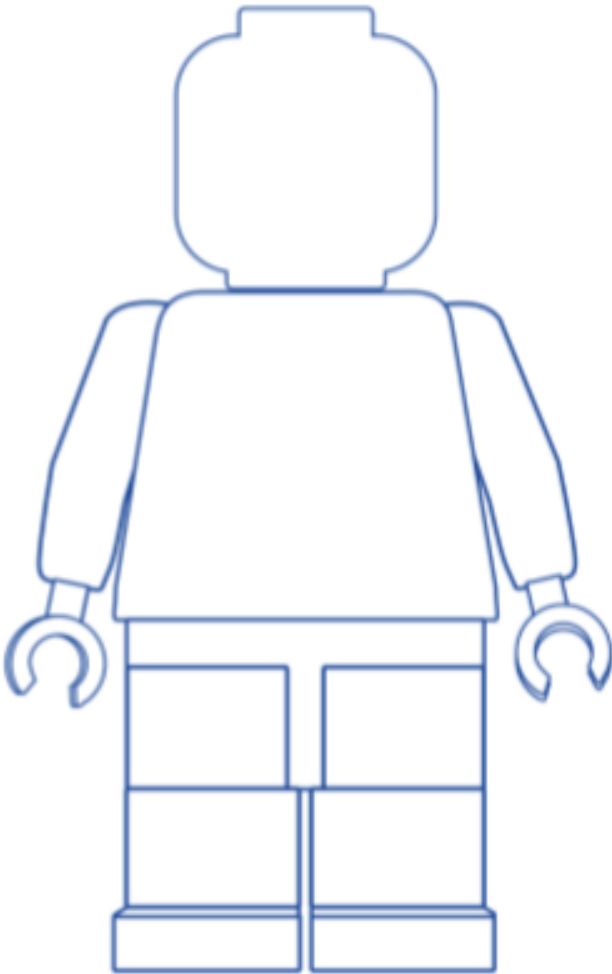
Equipment List

At Hazelwick, you will be moving around to different lessons. You need to bring all the equipment you will need with you for the day. You can keep larger items, such as your PE kit in your locker, but you can only go to your locker before school, at break and at lunchtime. Below are some items you will need and a checklist for you.

Stationery Item	I have this	I need to get this
Backpack/School bag		
Black or Blue Pens		
Pencils		
Colouring Pencils		
Ruler		
Rubber		
Pencil Sharpener		
Glue Stick		
Calculator (scientific if possible)		
Geometry Set		
Highlighters		
Pencil Case		

Looking smart at Hazelwick

One of the different things about moving to secondary school is the change in what you will wear. At Hazelwick, we pride ourselves in looking smart at all times. Use the school website or the uniform information booklet to draw and label the school uniform you will wear onto the Lego figure.



Why is wearing the correct school uniform important?

.....
.....

Here is a useful link to a video teaching you how to tie a tie!


<https://www.youtube.com/watch?v=e3cZzMRGWTc>

A digital copy of this booklet is on the school website in Transition under the Parents/Carers tab. If you visit there, you can click on the link.

Expectations at Hazelwick

At Hazelwick School, our motto is 'Effort Achieves.' You will see this simple, but very powerful phrase frequently in your day-to-day life at Hazelwick. What do you think it means? Why do you think our motto is so important to us as a school and a community?

We expect the very highest standards of behaviour from our students. We also expect our students to follow our 'Bees Learning Pillars' as they will make you a more effective, independent learner.




Be Responsible



Be Resourceful



Use Reason



Be Respectful



Be Reflective



Be Resilient


Expectations at Hazelwick

Ms Fearon, the Headteacher, is often asked ‘What is the best thing about working at Hazelwick School?’ Her answer is always the same - our students! As a result of this, when you join our exciting and vibrant community you will have expectations and standards to live up to. This grid below shows what we expect of Hazelwick students:

Remember that ‘Effort Achieves!’	Be respectful of other people’s beliefs	Turn up to lessons on time	Make sure you are wearing the correct uniform
Be on time for school	Support others	Ask for help when you need it	Sit with someone who is alone at lunch
Talk to someone if you are experiencing difficulties	Come to school fully prepared and equipped for the day	Make new friends with people from other primary schools	Pass on your concerns to a trusted adult if you are worried about a friend
Speak to people in the way you would want to be spoken to	Do not say something that will hurt another person’s feelings	Contribute positively in lessons	Stand up when a member of staff enters the classroom
Be Respectful	Be Reflective	Be Responsible	Be Resourceful
Use Reason	Be Resilient	Get involved in all aspects of school life	Try your best!

Getting to Hazelwick School

Getting to Hazelwick School safely is just as important as being there. In the box below, draw the route you are going to take to school (whether that's walking, cycling, driving or by bus). Identify spots where there could be hazards (e.g. busy roads) and explain how you will manage this safely.

A large, empty rectangular box with a thick black border, intended for a student to draw their route to school and identify potential hazards.

Your goals for your time at Hazelwick

When you go to secondary school, you will learn a huge number of new skills, and improve skills you have practised in primary school. In the goal below, use the list to write in 8 new skills or things you would like to build on in your years at Hazelwick.



Be in a school show	Learn a new language	Represent your school in a competition
Learn to play a musical instrument	Volunteer in the community	Take part in a House competition
Play for a school team	Learn how to cook three new dishes from scratch	Read new books
Take part in a fancy-dress day	Raise money for charity	Take part in Super-Form competitions
Become a Prefect in Year 11	Create a piece of art	Learn how to read a map
Learn to dance	Take part in the Duke of Edinburgh awards	Improve your singing
Work as part of a team	Join an after-school club	Make friends from 5 other primary schools
Make your own website	Become a Word Millionaire by reading one million words	Try some new foods

A postcard to your Form Teacher

The end of term and the summer break will be very welcome for you, I am sure. There will be the chance to spend time with friends and family and go on small visits to places.

Write a postcard to your Form Teacher telling them about some of the things that you have done in Summer 2023. If you need more space, there are some spare lines underneath. Bring this with you on your first day in September.



Homework at Hazelwick

As a member of Hazelwick you will regularly be given homework. It will be set for most subjects as we believe it is an essential part of a student's learning. It reinforces skills, concepts and information learned in the class. Homework also encourages students to show initiative and take responsibility for completing a task.

You should work closely with your parents/carers in establishing a routine, which allows you the time and space needed to complete your homework.



Students are expected to do about 40 minutes of homework each evening. Mr Glyne-Thomas, Head of Year 7, will create a homework timetable which will spread your homework commitments over the two-week timetable. This will ensure you don't get too much or too little homework on an individual evening.

Subjects such as History and Geography will give you homework once a fortnight. The core curriculum subjects, Maths, Science and English will each give you one piece of homework per week. A short piece of French, Spanish or German homework will be set at the end of each lesson.

All homework will be set online through Satchel One, www.satchelone.com - you and your parents/carers will be given log in details when you start at Hazelwick.

Learners who read are learners who succeed

We understand the importance of reading at Hazelwick and our students enjoy using the Accelerated Reading Programme with Mrs Gray during their timetabled Reading hour in the Library.

BBC Radio 2 recently held a competition to find the best 500-word stories written by young people. These stories are available to read or listen to at <https://www.bbc.co.uk/programmes/articles/JBXM0fk15pltYzBjlfH8mH/top-50-stories-2020-age-10-to-13>

We particularly liked these three stories listed and it would be great if you could read them before September.



‘The Colourful Comedian’ By Isabel C – a story of hope about a girl that tells jokes to improve her community.

‘The Beautiful Game’ by Lowen P – a story about the importance of being kind.



‘The Diary of a £5 Note’ By Vishal S – This was the gold winner in the 10-13 year old age category, and is about helping others less fortunate than ourselves.

Extra Information

We hope that you have found the information in this booklet useful. If you have any questions, please look at the Frequently Asked Questions page on the school website. This can be found in the Transition section, under the Parents/Carers tab. If you have other questions that are not answered there, then please email transition@hazelwick.org.uk.

On that section of the website you can find information about the school including uniform requirements.

<https://www.hazelwick.org/parents/carers/transition>

We hope that you have enjoyed completing this booklet and that it has helped you feel excited about starting at Hazelwick.

We are very much looking forward to seeing you all again in September.

We hope you have a great summer and come to Hazelwick ready to make lots of friends, learn new things and embrace all the wonderful opportunities that are on offer.

